

**Caratteristiche:**

Bocchette ad alette fisse con deflessione 0° o 15° con telaio da 7 mm.

Costruzione:

Alluminio anodizzato.

Impiego:

A parete o su fan-coils, in mandata e ripresa.

Altezza di installazione:
2,5 - 3,1 m

Fissaggio:

- Fissaggio con viti su telaio.

Accessori:

- Serranda di taratura in acciaio zincato con alette a movimento contrapposto.

Characteristics:

Grilles with fixed blades with 0° or 15° deflection with 7 mm frame.

Construction:

Anodized aluminium.

Utilization:

For wall and fan-coils installation, and for air intake and delivery.
Installation height: 2,5 - 3,1 m.

Fixing:

- Fixing by using screws on frame.

Accessories:

- Calibration damper made of galvanized steel and fins with opposite movement.

PREZZI / PRICES

	LAF-XS 10 LAF-XS 15	PBZ 1	PBZI 1	PBZ 2	PBZI 2
BxH mm	€	€	€	€	€
400x75	-	-	-	-	-
500x75	-	-	-	-	-
600x75	-	-	-	-	-
800x75	-	-	-	-	-
1000x75	-	-	-	-	-
1200x75	-	-	-	-	-
200x100	-	-	-	-	-
300x100	-	-	-	-	-
400x100	-	-	-	-	-
500x100	-	-	-	-	-
600x100	-	-	-	-	-
800x100	-	-	-	-	-
1000x100	-	-	-	-	-
1200x100	-	-	-	-	-
300x125	-	-	-	-	-
400x125	-	-	-	-	-
500x125	-	-	-	-	-
600x125	-	-	-	-	-
800x125	-	-	-	-	-
1000x125	-	-	-	-	-
1200x125	-	-	-	-	-
300x150	-	-	-	-	-
400x150	-	-	-	-	-
500x150	-	-	-	-	-
600x150	-	-	-	-	-
800x150	-	-	-	-	-
1000x150	-	-	-	-	-
1200x150	-	-	-	-	-
300x200	-	-	-	-	-
400x200	-	-	-	-	-
500x200	-	-	-	-	-
600x200	-	-	-	-	-
800x200	-	-	-	-	-
1000x200	-	-	-	-	-
1200x200	-	-	-	-	-
400x300	-	-	-	-	-
500x300	-	-	-	-	-
600x300	-	-	-	-	-
800x300	-	-	-	-	-
1000x300	-	-	-	-	-
1200x300	-	-	-	-	-
800x400	-	-	-	-	-
1000x400	-	-	-	-	-
1200x400	-	-	-	-	-

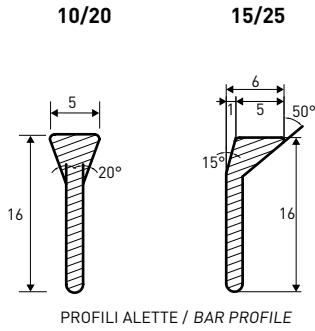
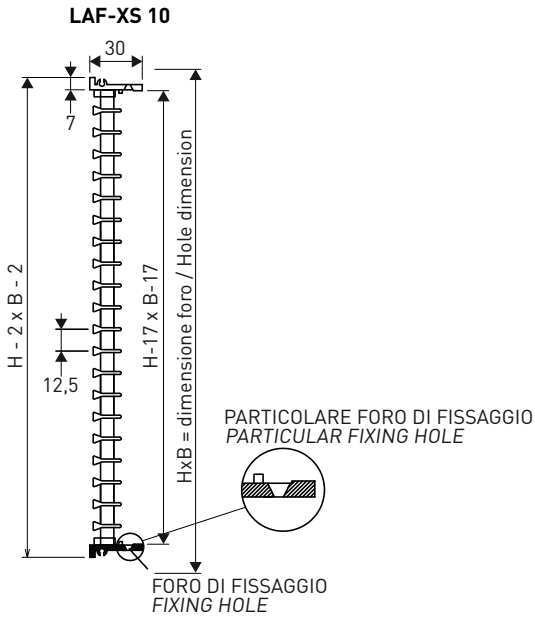
VERNICIATURA:

Colori RAL 9010 - 9016 - 7035: + 15%
Altri colori: prezzi a richiesta

PAINTING:

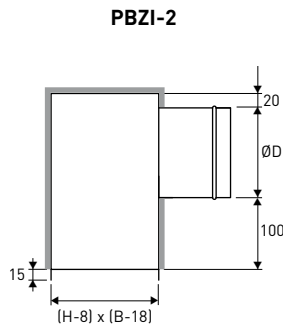
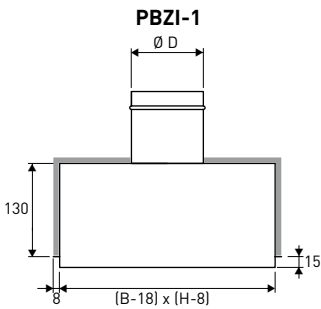
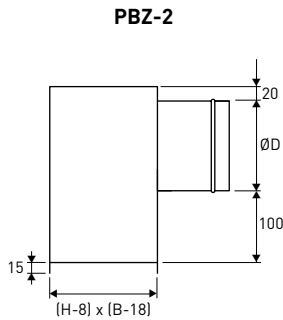
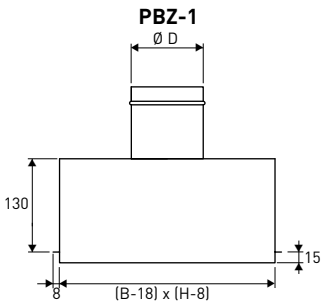
Color RAL 9010 - 9016 - 7035: + 15%
Different colors: prices on request

DISEGNI / DRAWINGS



MODELLI:
LAF-XS 10: Bocchetta a barre orizzontali fisse a deflessione 0°
LAF-XS 15: Bocchetta a barre orizzontali fisse a deflessione 15°

MODELS:
LAF-XS 10: Fixed horizontal bar grille deflection 0°
LAF-XS 15: Fixed horizontal bar grille deflection 15°



Plenum isolato esternamente spessore 6 mm
Plenum externally insulated thickness 6 mm

DIAGRAMMA SCELTA RAPIDA / QUICK SELECTION DIAGRAM

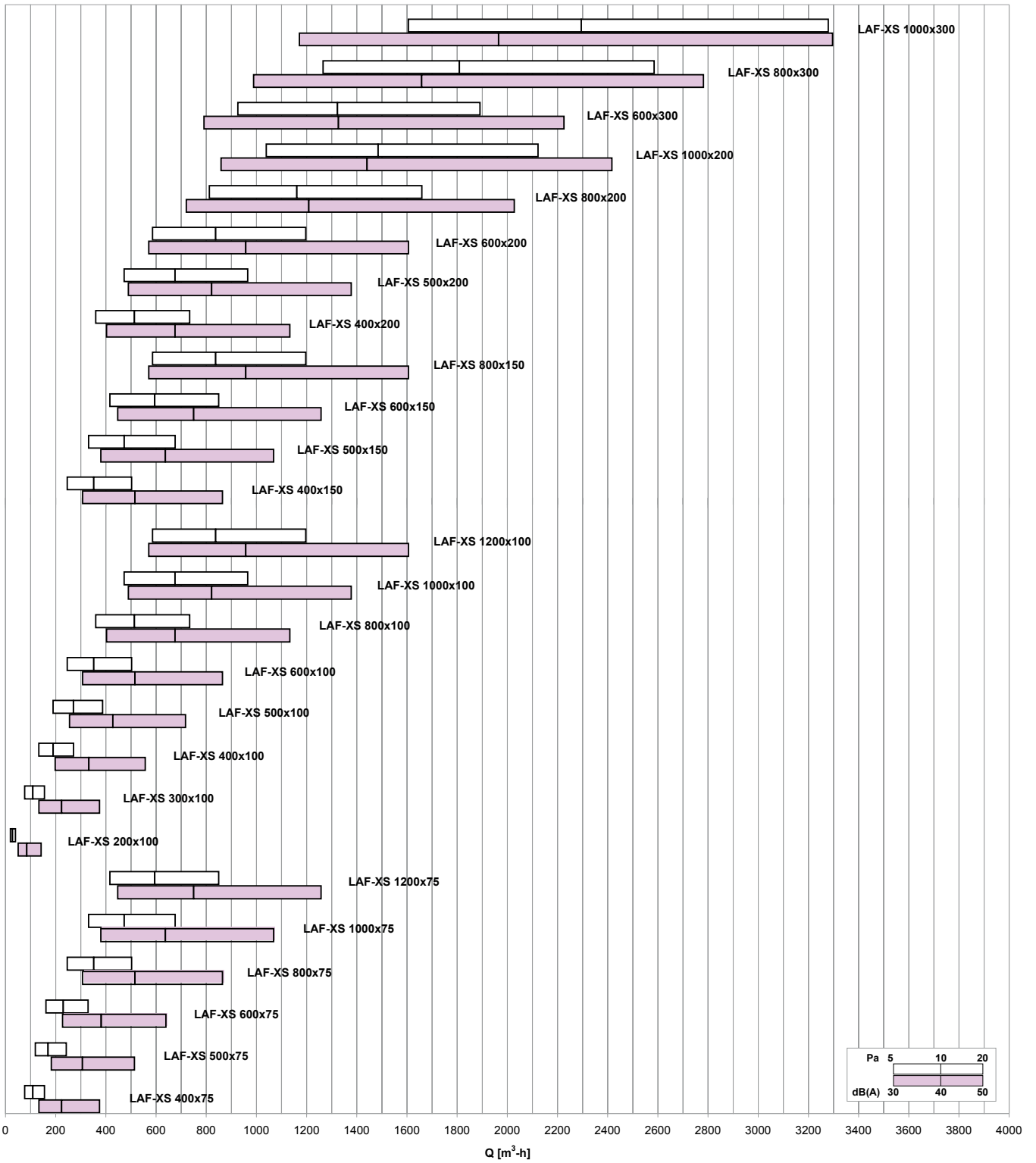


TABELLA DI SELEZIONE / SELECTION TABLE

Modello Model	A _v [m ²]	Q [m ³ /h]		L _{wa} [dB(A)]		X _{10,251} [m]		D _p [Pa]	
		min	max	min	max	min	max	min	max
LAF-XS 400x75	0,0083	80	160	20	34	3,5	6,6	5	20
LAF-XS 500x75	0,0129	120	240	22	35	4,2	8,0	5	20
LAF-XS 600x75	0,0176	160	330	23	37	4,8	9,4	5	20
LAF-XS 800x75	0,0268	250	500	26	39	6,1	11,7	5	20
LAF-XS 1000x75	0,0361	330	680	27	41	6,9	13,8	5	20
LAF-XS 1200x75	0,0453	420	850	29	42	7,9	15,5	5	20
LAF-XS 200x100	0,0021	20	40	-	25	1,9	3,3	5	20
LAF-XS 300x100	0,0083	80	160	20	34	3,5	6,6	5	20
LAF-XS 400x100	0,0145	130	270	22	36	4,3	8,5	5	20
LAF-XS 500x100	0,0206	190	390	24	38	5,3	10,3	5	20
LAF-XS 600x100	0,0268	250	500	26	39	6,1	11,7	5	20
LAF-XS 800x100	0,0392	360	730	28	41	7,3	14,2	5	20
LAF-XS 1000x100	0,0515	470	970	29	43	8,3	16,6	5	20
LAF-XS 1200x100	0,0638	590	1200	31	44	9,4	18,6	5	20
LAF-XS 400x125	0,0206	190	390	24	38	5,3	10,3	5	20
LAF-XS 500x125	0,0284	260	530	26	40	6,1	12,1	5	20
LAF-XS 600x125	0,0361	330	680	27	41	6,9	13,8	5	20
LAF-XS 800x125	0,0515	470	970	29	43	8,3	16,6	5	20
LAF-XS 1000x125	0,0669	610	1250	31	45	9,5	19,0	5	20
LAF-XS 1200x125	0,0823	760	1540	32	46	10,7	21,2	5	20
LAF-XS 300x150	0,0176	160	330	23	37	4,8	9,4	5	20
LAF-XS 400x150	0,0268	250	500	26	39	6,1	11,7	5	20
LAF-XS 500x150	0,0361	330	680	27	41	6,9	13,8	5	20
LAF-XS 600x150	0,0453	420	850	29	42	7,9	15,5	5	20
LAF-XS 800x150	0,0638	590	1200	31	44	9,4	18,6	5	20
LAF-XS 1000x150	0,0823	760	1540	32	46	10,7	21,2	5	20
LAF-XS 1200x150	0,1008	930	1890	33	47	11,9	23,7	5	20
LAF-XS 300x200	0,0268	250	500	26	39	6,1	11,7	5	20
LAF-XS 400x200	0,0392	360	730	28	41	7,3	14,2	5	20
LAF-XS 500x200	0,0515	470	970	29	43	8,3	16,6	5	20
LAF-XS 600x200	0,0638	590	1200	31	44	9,4	18,6	5	20
LAF-XS 800x200	0,0885	810	1660	32	46	11,0	22,1	5	20
LAF-XS 1000x200	0,1132	1040	2120	34	47	12,6	25,2	5	20
LAF-XS 1200x200	0,1379	1270	2590	35	49	14,0	28,0	5	20
LAF-XS 400x300	0,0638	590	1200	31	44	9,4	18,6	5	20
LAF-XS 500x300	0,0823	760	1540	32	46	10,7	21,2	5	20
LAF-XS 600x300	0,1008	930	1890	33	47	11,9	23,7	5	20
LAF-XS 800x300	0,1379	1270	2590	35	49	14,0	28,0	5	20
LAF-XS 1000x300	0,1749	1610	3280	36	50	15,8	31,8	5	20
LAF-XS 1200x300	0,2119	1950	3970	37	51	17,5	35,2	5	20
LAF-XS 1000x400	0,2366	2170	4440	38	52	18,5	37,4	5	20
LAF-XS 1200x400	0,2859	2630	5360	39	53	20,5	41,4	5	20