



**Caratteristiche:**

Griglie di ripresa portafiltro ad alette fisse inclinate di 45° passo 25 mm, con controtelaio incernierato per l'alloggiamento e la sostituzione del filtro.

**Costruzione:**

Alluminio anodizzato.  
Controtelaio in acciaio zincato.

**Impiego:**

A parete, in ripresa.

**Fissaggio:**

- Fissaggio con viti a vista, pomelli e calamite.

**Characteristics:**

Return grilles with fixed and 45° inblined bars 25 mm pitch, with hinged counterframe for filter insertion and replacement.

**Construction:**

Anodized aluminium.  
Counterframe made of galvanized steel.

**Utilization:**

For wall installation and for air intake.

**Fixing:**

- Fixing by frontal screws, knobs or magnets.

**PREZZI / PRICES**

	Dimensione / Dimension <b>B</b> mm					
	200	300	400	500	600	800
H mm	€	€	€	€	€	€
200	-	-	-	-	-	-
300	-	-	-	-	-	-
400	-	-	-	-	-	-
500	-	-	-	-	-	-
600	-	-	-	-	-	-
800	-	-	-	-	-	-

N.B.: prezzi con filtro incluso

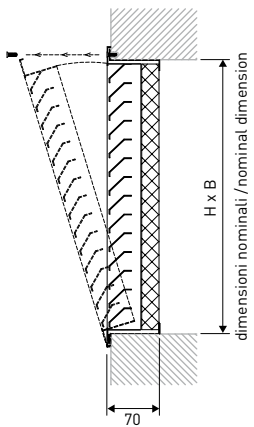
N.B.: prices with filter included

**DIAGRAMMA SCELTA RAPIDA / QUICK SELECTION DIAGRAM**

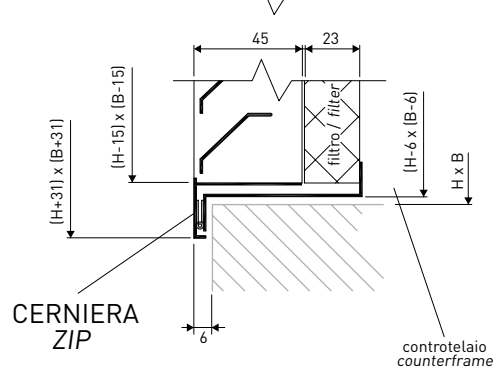
**TABELLA DI SELEZIONE / SELECTION TABLE**

Pag. 188-189

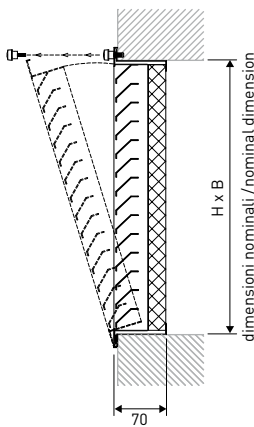
**GRA 3 - V**



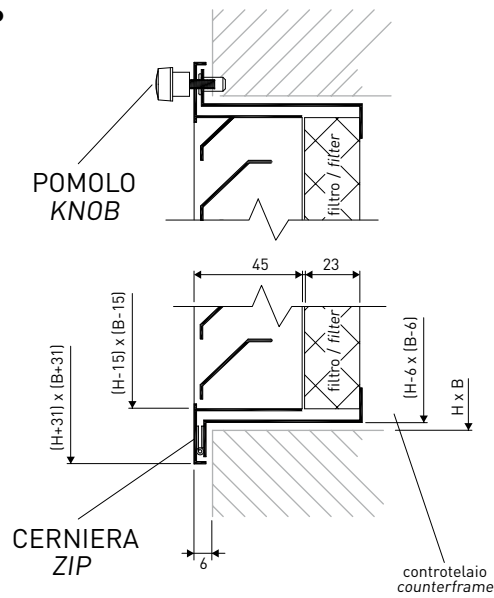
VITE / SCREW  
STANDARD



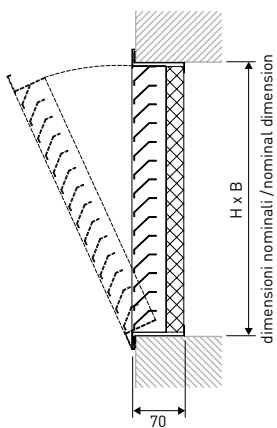
**GRA 3 - P**



POMOLO  
KNOB



**GRA 3 - C**



CALAMITA  
MAGNET

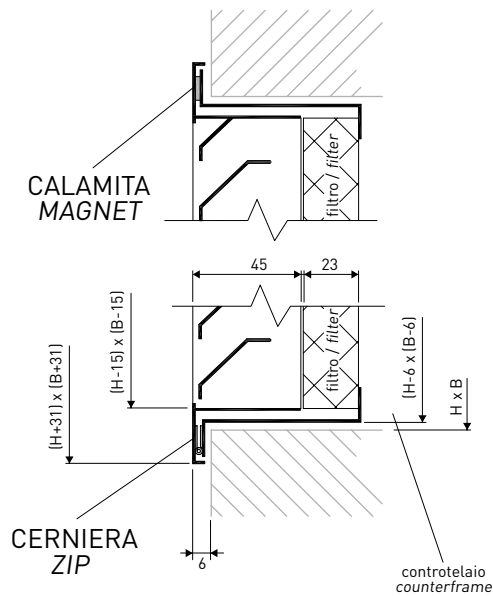


DIAGRAMMA SCELTA RAPIDA / QUICK SELECTION DIAGRAM

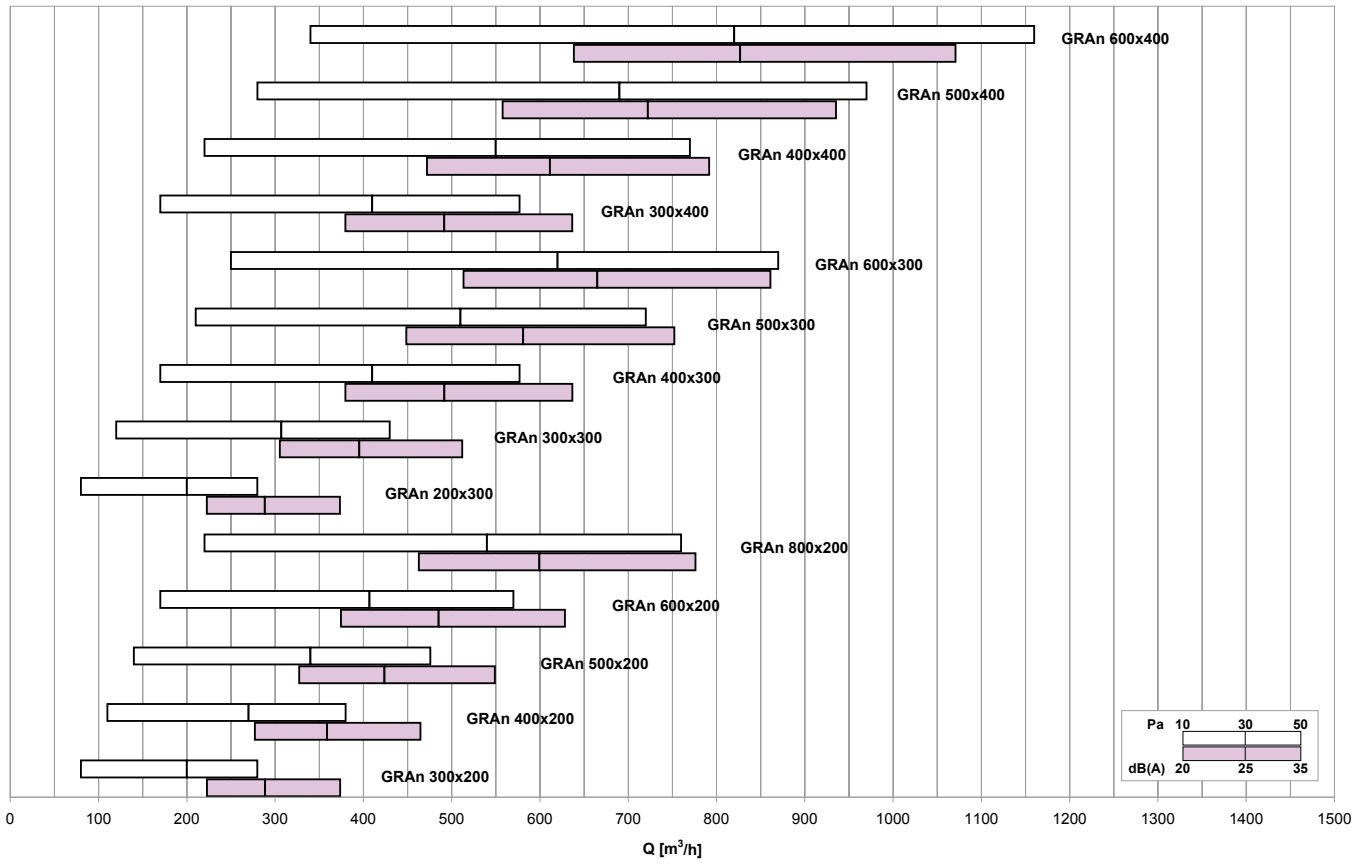


TABELLA DI SELEZIONE / SELECTION TABLE

Modello Model	A <sub>v</sub> [m <sup>2</sup> ]	Q [m <sup>3</sup> /h]		L <sub>WA</sub> [dB(A)]		Dp <sub>t</sub> [Pa]	
		min	max	min	max	min	max
GRA n° 200x200	0,0227	50	190	-	23	10	50
GRA n° 300x200	0,0353	80	280	-	24	10	50
GRA n° 400x200	0,0478	110	380	-	26	10	50
GRA n° 500x200	0,0604	140	480	-	27	10	50
GRA n° 600x200	0,0730	170	570	-	28	10	50
GRA n° 800x200	0,0982	220	760	-	30	10	50
GRA n° 200x300	0,0352	80	280	-	24	10	50
GRA n° 300x300	0,0548	120	430	-	27	10	50
GRA n° 400x300	0,0744	170	580	-	28	10	50
GRA n° 500x300	0,0940	210	720	-	29	10	50
GRA n° 600x300	0,1136	250	870	-	30	10	50
GRA n° 800x300	0,1528	330	1160	-	32	10	50
GRA n° 200x400	0,0478	110	380	-	26	10	50
GRA n° 300x400	0,0744	170	580	-	28	10	50
GRA n° 400x400	0,1010	220	770	-	29	10	50
GRA n° 500x400	0,1276	280	970	-	31	10	50
GRA n° 600x400	0,1542	340	1160	-	32	10	50
GRA n° 800x400	0,2073	460	1560	-	33	10	50
GRA n° 200x500	0,0603	140	480	-	27	10	50
GRA n° 300x500	0,0939	210	720	-	29	10	50
GRA n° 400x500	0,1275	280	960	-	31	10	50
GRA n° 500x500	0,1611	350	1210	-	32	10	50
GRA n° 600x500	0,1947	420	1460	-	33	10	50
GRA n° 800x500	0,2619	560	1960	-	34	10	50
GRA n° 200x600	0,0729	160	570	-	28	10	50
GRA n° 300x600	0,1135	250	870	-	30	10	50
GRA n° 400x600	0,1541	340	1160	-	32	10	50
GRA n° 500x600	0,1947	430	1460	-	33	10	50
GRA n° 600x600	0,2353	510	1760	-	34	10	50
GRA n° 800x600	0,3165	690	2350	-	35	10	50
GRA n° 200x800	0,0980	220	760	-	30	10	50
GRA n° 300x800	0,1526	330	1160	-	32	10	50
GRA n° 400x800	0,2072	440	1560	-	33	10	50
GRA n° 500x800	0,2618	560	1960	-	34	10	50
GRA n° 600x800	0,3164	680	2350	-	35	10	50
GRA n° 800x800	0,4256	910	3150	-	37	10	50