

**Caratteristiche:**

Griglie a maglia quadra 13x13 mm.

**Costruzione:**

Alluminio anodizzato.

Maglia quadra inclinata di 45° per il modello GMA-I.

**Impiego:**

A parete, in ripresa.

**Fissaggio:**

- Fissaggio standard con clips.
- Fori per viti a richiesta.
- Calamite a richiesta.
- Morsetti a richiesta.

**Accessori:**

- Plenum in acciaio zincato standard e isolato.
- Serranda di taratura in acciaio zincato con alette a movimento contrapposto.
- Controtelaio di montaggio in lamiera di acciaio zincata.

**Characteristics:**

Egg crate grilles 13x13 mm pitch.

**Construction:**

Anodized aluminium  
Square-grid inclined of 45° on model GMA-I.

**Utilization:**

For wall installation and for air intake.

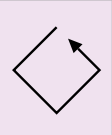
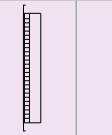
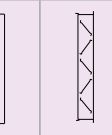
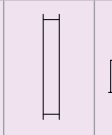
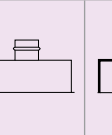
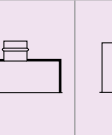
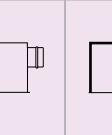
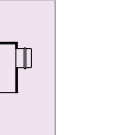
**Fixing:**

- Standard fixing by clips.
- Holes for screws upon request.
- Magnets on request.
- Lock upon request.



**Accessories:**

- Galvanized steel plenum, standard or insulated.
- Calibration damper made of galvanized steel and fins with opposite movement.
- Mounting counterframes made of galvanized steel sheet.

**PREZZI / PRICES**

								
BxH (mm)	€	€	€	€	€	€	€	€
200x100	-	-	-	-	-	-	-	-
300x100	-	-	-	-	-	-	-	-
400x100	-	-	-	-	-	-	-	-
500x100	-	-	-	-	-	-	-	-
600x100	-	-	-	-	-	-	-	-
800x100	-	-	-	-	-	-	-	-
1000x100	-	-	-	-	-	-	-	-
1200x100	-	-	-	-	-	-	-	-
200x150	-	-	-	-	-	-	-	-
300x150	-	-	-	-	-	-	-	-
400x150	-	-	-	-	-	-	-	-
500x150	-	-	-	-	-	-	-	-
600x150	-	-	-	-	-	-	-	-
800x150	-	-	-	-	-	-	-	-
1000x150	-	-	-	-	-	-	-	-
1200x150	-	-	-	-	-	-	-	-
200x200	-	-	-	-	-	-	-	-
300x200	-	-	-	-	-	-	-	-
400x200	-	-	-	-	-	-	-	-
500x200	-	-	-	-	-	-	-	-
600x200	-	-	-	-	-	-	-	-
800x200	-	-	-	-	-	-	-	-
1000x200	-	-	-	-	-	-	-	-
1200x200	-	-	-	-	-	-	-	-
200x300	-	-	-	-	-	-	-	-
300x300	-	-	-	-	-	-	-	-
400x300	-	-	-	-	-	-	-	-
500x300	-	-	-	-	-	-	-	-
600x300	-	-	-	-	-	-	-	-
800x300	-	-	-	-	-	-	-	-
1000x300	-	-	-	-	-	-	-	-
1200x300	-	-	-	-	-	-	-	-
200x400	-	-	-	-	-	-	-	-
300x400	-	-	-	-	-	-	-	-
400x400	-	-	-	-	-	-	-	-
500x400	-	-	-	-	-	-	-	-
600x400	-	-	-	-	-	-	-	-
800x400	-	-	-	-	-	-	-	-
1000x400	-	-	-	-	-	-	-	-
1200x400	-	-	-	-	-	-	-	-
200x500	-	-	-	-	-	-	-	-
300x500	-	-	-	-	-	-	-	-
400x500	-	-	-	-	-	-	-	-
500x500	-	-	-	-	-	-	-	-
600x500	-	-	-	-	-	-	-	-

## PREZZI / PRICES

								
	GMA	GMA-I	SC	CT	PBZ 1	PBZI 1	PBZ 2	PBZI 2
BxH (mm)	€	€	€	€	€	€	€	€
800x500	-	-	-	-	-	-	-	-
1000x500	-	-	-	-	-	-	-	-
1200x500	-	-	-	-	-	-	-	-
200x600	-	-	-	-	-	-	-	-
300x600	-	-	-	-	-	-	-	-
400x600	-	-	-	-	-	-	-	-
500x600	-	-	-	-	-	-	-	-
600x600	-	-	-	-	-	-	-	-
800x600	-	-	-	-	-	-	-	-
1000x600	-	-	-	-	-	-	-	-
1200x600	-	-	-	-	-	-	-	-
200x800	-	-	-	-	-	-	-	-
300x800	-	-	-	-	-	-	-	-
400x800	-	-	-	-	-	-	-	-
500x800	-	-	-	-	-	-	-	-
600x800	-	-	-	-	-	-	-	-
800x800	-	-	-	-	-	-	-	-
1000x800	-	-	-	-	-	-	-	-
1200x800	-	-	-	-	-	-	-	-

**VERNICIATURA:**

Colori RAL 9010 - 9016 - 7035: + 15%  
Altri colori: prezzi a richiesta

**PAINTING:**

Color RAL 9010 - 9016 - 7035: + 15%  
Different colors: prices on request

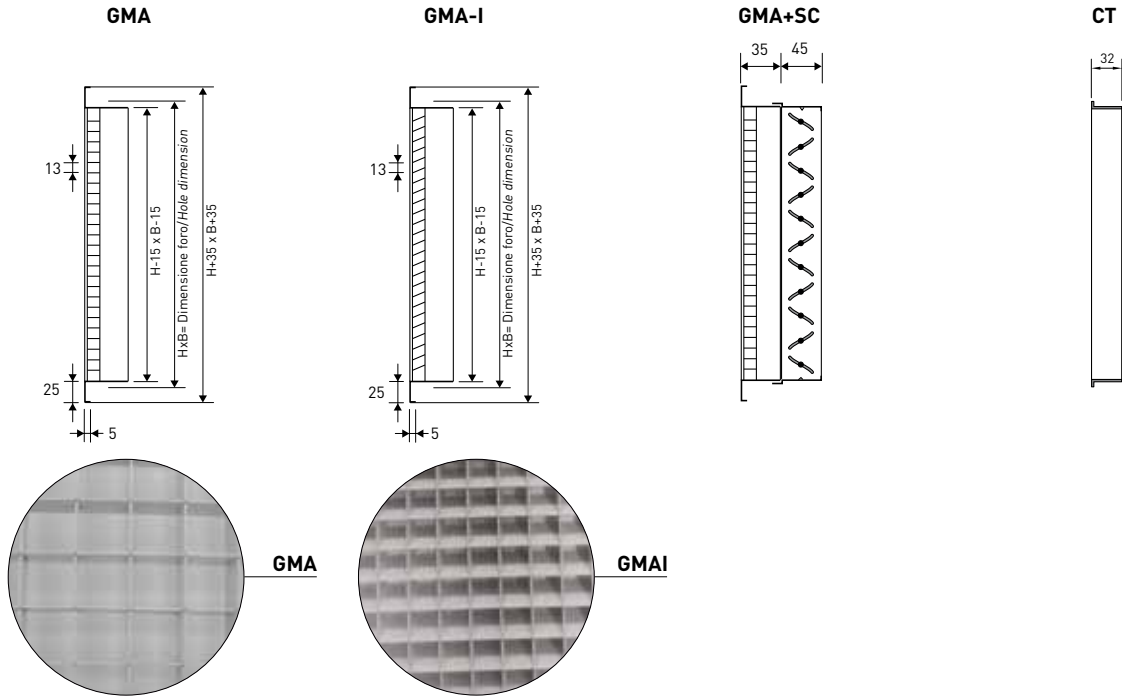
**DESCRIZIONI:**

GMA: Griglia a maglia quadrata  
GMA I: Griglia a maglia quadrata inclinata 45°

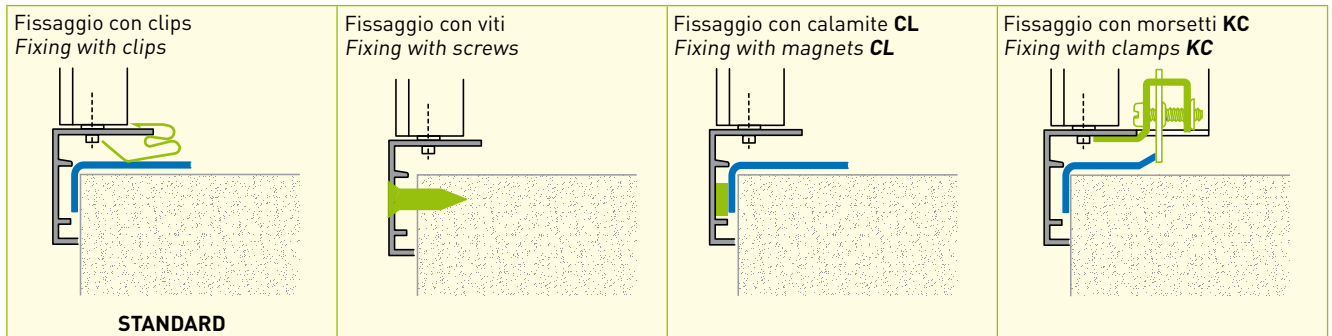
**DESCRIPTIONS:**

GMA: Egg crate grille  
GMA I: Egg crate grille 45° deflection (to reduce visibility through the grille)

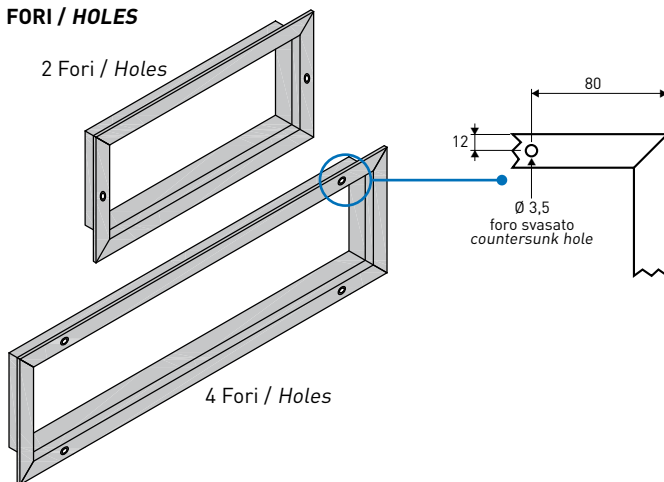
## DISEGNI / DRAWINGS



## TIPO DI FISSAGGIO / TYPE OF FIXING

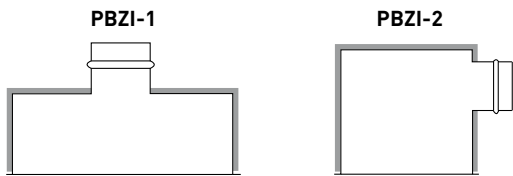
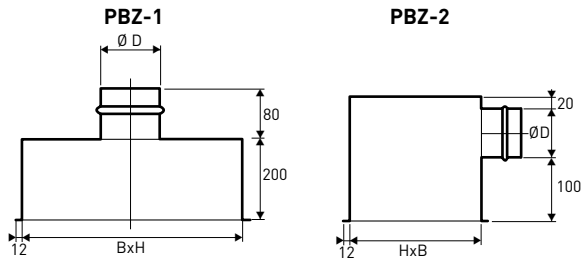


## FORI / HOLES



Quantità di fori per le viti di fissaggio Amount of holes for mounting screw					
Lato minore Smaller side	Lato maggiore / Longer side				
	200	250	300	350	≥400
100	2	2	2	4	4
150	2	2	2	4	4
200	2	2	2	4	4
≥250	2	2	2	4	4

DISEGNI / DRAWINGS



Plenum isolato esternamente spessore 6 mm  
*Plenum externally insulated thickness 6 mm*

DIAGRAMMA SCELTA RAPIDA / QUICK SELECTION DIAGRAM

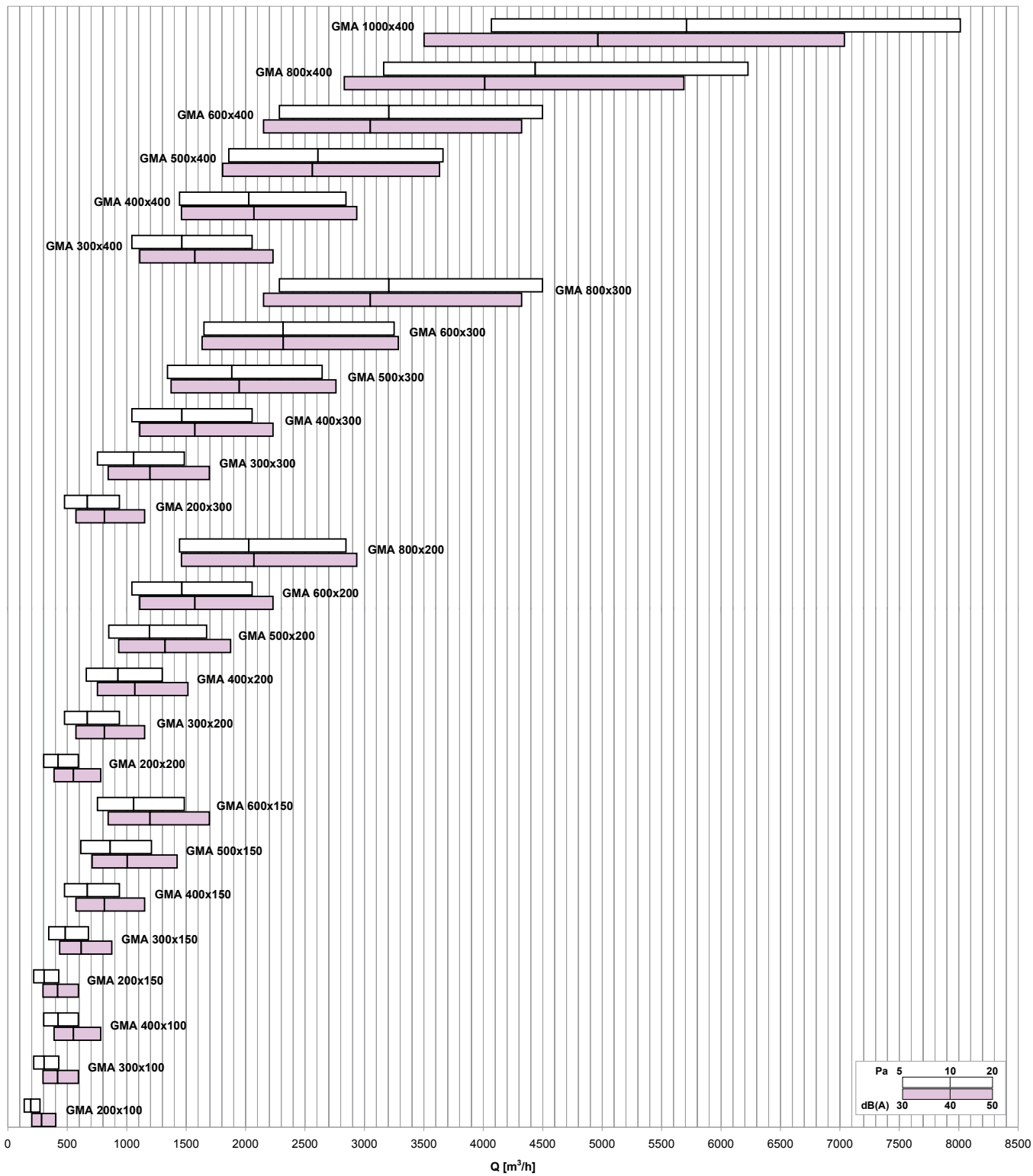


TABELLA DI SELEZIONE / SELECTION TABLE

Modello Model	A <sub>v</sub> [m <sup>2</sup> ]	Q [m <sup>3</sup> /h]		L <sub>WA</sub> [dB(A)]		Dp <sub>t</sub> [Pa]	
		min	max	min	max	min	max
GMA 200x100	0,0111	140	270	-	38	5	20
GMA 300x100	0,0176	220	430	22	41	5	20
GMA 400x100	0,0245	300	590	23	42	5	20
GMA 500x100	0,0316	390	760	24	43	5	20
GMA 600x100	0,0390	480	940	25	44	5	20
GMA 800x100	0,0542	660	1300	26	46	5	20
GMA 1000x100	0,0700	850	1670	27	47	5	20
GMA 1200x100	0,0863	1040	2060	28	48	5	20
GMA 200x150	0,0176	220	430	22	41	5	20
GMA 300x150	0,0280	340	680	23	43	5	20
GMA 400x150	0,0390	480	940	25	44	5	20
GMA 500x150	0,0504	610	1210	26	45	5	20
GMA 600x150	0,0621	750	1490	27	46	5	20
GMA 800x150	0,0863	1040	2060	28	48	5	20
GMA 1000x150	0,1115	1340	2650	29	49	5	20
GMA 1200x150	0,1374	1650	3250	30	50	5	20
GMA 200x200	0,0245	300	590	23	42	5	20
GMA 300x200	0,0390	480	940	25	44	5	20
GMA 400x200	0,0542	660	1300	26	46	5	20
GMA 500x200	0,0700	850	1670	27	47	5	20
GMA 600x200	0,0863	1040	2060	28	48	5	20
GMA 800x200	0,1201	1440	2850	30	49	5	20
GMA 1000x200	0,1550	1860	3660	31	50	5	20
GMA 1200x200	0,1911	2280	4500	32	51	5	20
GMA 200x300	0,0390	480	940	25	44	5	20
GMA 300x300	0,0621	750	1490	27	46	5	20
GMA 400x300	0,0863	1040	2060	28	48	5	20
GMA 500x300	0,1115	1340	2650	29	49	5	20
GMA 600x300	0,1374	1650	3250	30	50	5	20
GMA 800x300	0,1911	2280	4500	32	51	5	20
GMA 1000x300	0,2468	2940	5790	33	52	5	20
GMA 1200x300	0,3042	3610	7110	34	53	5	20
GMA 200x400	0,0542	660	1300	26	46	5	20
GMA 300x400	0,0863	1040	2060	28	48	5	20
GMA 400x400	0,1201	1440	2850	30	49	5	20
GMA 500x400	0,1550	1860	3660	31	50	5	20
GMA 600x400	0,1911	2280	4500	32	51	5	20
GMA 800x400	0,2657	3160	6230	33	53	5	20
GMA 1000x400	0,3432	4070	8010	34	54	5	20
GMA 1200x400	0,4230	5000	9850	35	55	5	20
GMA 200x500	0,0700	850	1670	27	47	5	20
GMA 300x500	0,1115	1340	2650	29	49	5	20
GMA 400x500	0,1550	1860	3660	31	50	5	20
GMA 500x500	0,2002	2390	4710	32	51	5	20
GMA 600x500	0,2468	2940	5790	33	52	5	20
GMA 800x500	0,3432	4070	8010	34	54	5	20
GMA 1000x500	0,4433	5240	10310	35	55	5	20
GMA 1200x500	0,5463	6430	12670	36	56	5	20
GMA 200x600	0,0863	1040	2060	28	48	5	20
GMA 300x600	0,1374	1650	3250	30	50	5	20
GMA 400x600	0,1911	2280	4500	32	51	5	20
GMA 500x600	0,2468	2940	5790	33	52	5	20
GMA 600x600	0,3042	3610	7110	34	53	5	20
GMA 800x600	0,4230	5000	9850	35	55	5	20
GMA 1000x600	0,5463	6430	12670	36	56	5	20
GMA 1200x600	0,6733	7910	15570	37	57	5	20
GMA 200x800	0,1201	1440	2850	30	49	5	20
GMA 300x800	0,1911	2280	4500	32	51	5	20
GMA 400x800	0,2657	3160	6230	33	53	5	20
GMA 500x800	0,3432	4070	8010	34	54	5	20
GMA 600x800	0,4230	5000	9850	35	55	5	20
GMA 800x800	0,5883	6920	13630	37	56	5	20
GMA 1000x800	0,7597	8910	17540	38	57	5	20
GMA 1200x800	0,9363	10940	21550	39	58	5	20
GMA 595x595EC	0,2639	3140	6190	33	53	5	20