**Caratteristiche:**

Diffusori quadri forellinati senza cornice.

**Costruzione:**

Lamiera forata in acciaio verniciato bianco RAL 9010.

**Impiego:**

A soffitto, in mandata e ripresa. Altezza di installazione: 2,5 - 4,0 m

**Fissaggio:**

Fissaggio con viti laterali sul plenum.

**Accessori:**

- Plenum in acciaio zincato standard o isolato.

**Characteristics:**

Perforated face square diffusers Without frame.

**Construction:**

Perforated sheet steel painted white RAL 9010.

**Utilization:**

For ceiling installation and for air intake and delivery. Installation height: 2,5 - 4,0 m

**Fixing:**

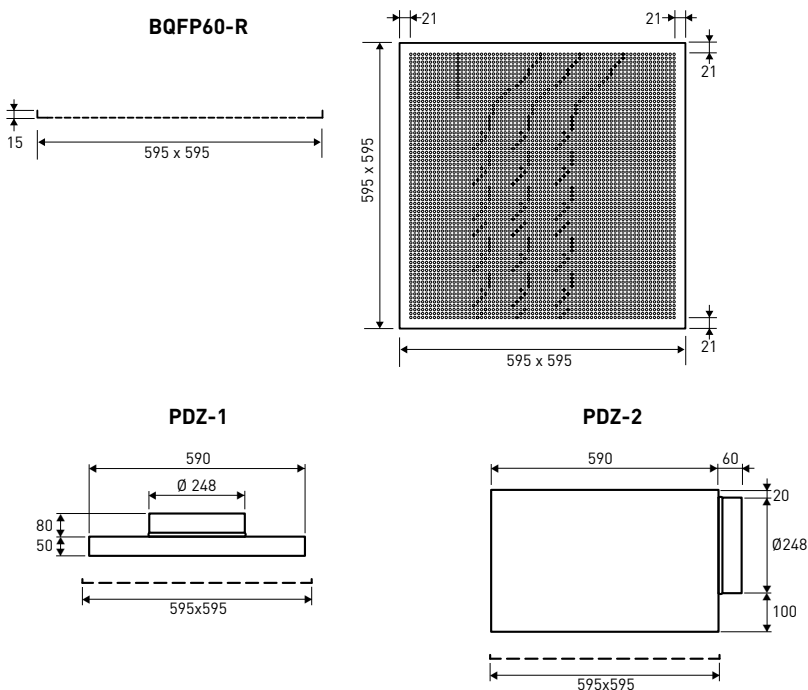
Fixing by lateral screws on the plenum.

**Accessories:**

- Galvanized steel plenum, standard or insulated.

**PREZZI / PRICES**

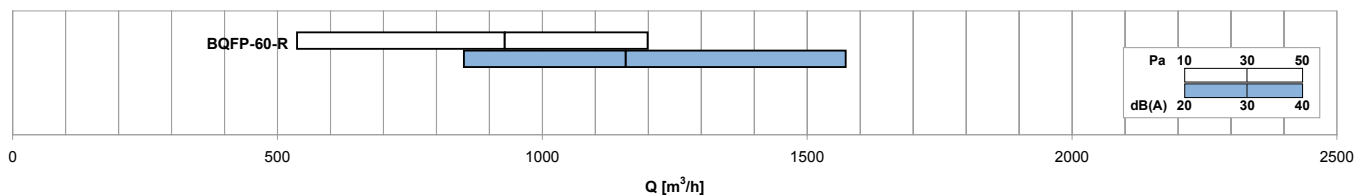
	<b>RIPRESA / RETURN</b>		
	<b>BQFP-60 - R</b>	<b>PDZ-1</b>	<b>PDZ-2</b>
BxH (mm)	€	€	€
* 595x595 esterno cornice overall size	-	-	-

**DISEGNI / DRAWINGS**

**BQFP-60-R:** Ripresa - no deflettori  
Return - no deflectors

**BQFP-60-M-S:** Mandata - deflettori - attacco superiore  
Supply - deflectors - top spigot

**BQFP-60-M-L:** Mandata - deflettori - attacco laterale  
Supply - deflectors - side spigot

**DIAGRAMMA SCELTA RAPIDA RIPRESA / QUICK SELECTION DIAGRAM RETURN****RIPRESA / RETURN****TABELLA DI SELEZIONE RIPRESA / SELECTION TABLE RETURN**

Modello Model	A <sub>k</sub> [m²]	Q [m³/h]		L <sub>WA</sub> [dB(A)]		X <sub>(0,25)</sub> -Y <sub>(0,25)</sub> [m]		Dp <sub>i</sub> [Pa]	
		min	max	min	max	min	max	min	max
<b>BQFP-60-R</b>	0,1431	540	1200	< 20	31	-	-	10	50

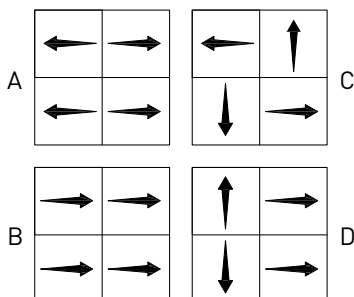
PREZZI / PRICES

MANDATA / SUPPLY

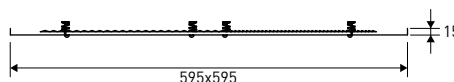
	BQFP-60 - M	Ø B	A	PDZ-1	PDZI-1
	€	mm	mm	€	€
BQFP60-M-S 160	-	158	590	-	-
BQFP60-M-S 200	-	198	590	-	-
BQFP60-M-S 250	-	248	590	-	-
BQFP60-M-S 315	-	313	590	-	-
	BQFP-60 - M	Ø B	A	PDZ-2	PDZI-2
BQFP60-M-L 160	-	158	303	-	-
BQFP60-M-L 200	-	198	378	-	-
BQFP60-M-L 250	-	248	473	-	-
BQFP60-M-L 315	-	313	592	-	-

DISEGNI / DRAWINGS

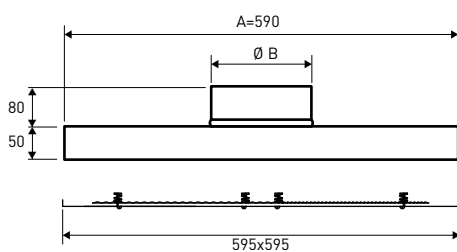
CONFIGURAZIONI FLUSSI ARIA  
AIR FLOW CONFIGURATION



BQFP-60-M



BQFP-60-M-S



BQFP-60-M-L

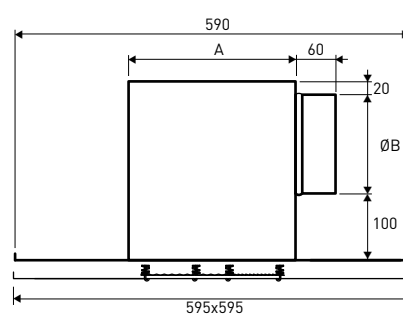


DIAGRAMMA SCELTA RAPIDA / QUICK SELECTION DIAGRAM

MANDATA / SUPPLY

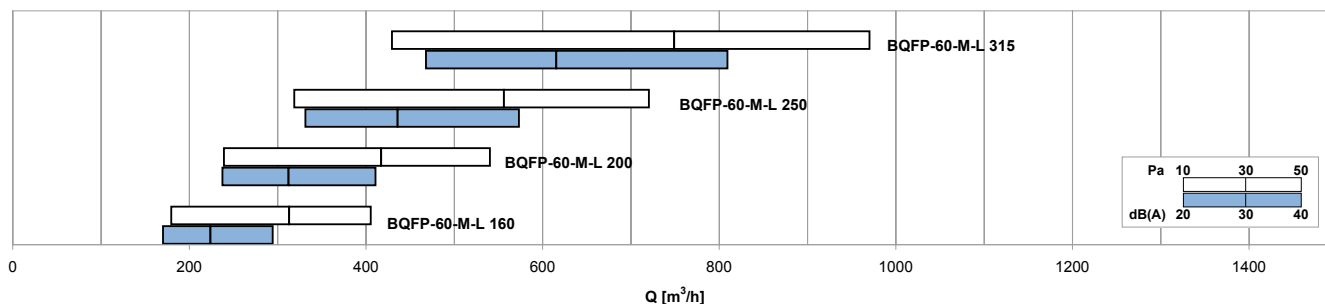
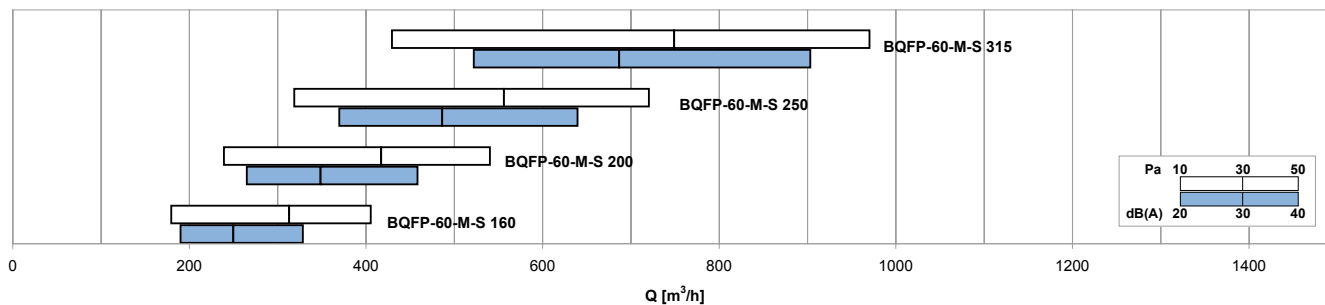


TABELLA DI SELEZIONE / SELECTION TABLE

Modello Model	Q [m³/h]		L <sub>WA</sub> [dB(A)]		X <sub>10,20</sub> [m]		D <sub>p1</sub> [Pa]	
	min	max	min	max	min	max	min	max
BQFP-60-M-S 160	180	410	-	48	1,1	3,4	10	50
BQFP-60-M-S 200	240	540	-	46	1,6	5,1	10	50
BQFP-60-M-S 250	320	720	-	44	2,4	7,7	10	50
BQFP-60-M-S 315	430	970	-	43	3,7	11,8	10	50

Modello Model	Q [m³/h]		L <sub>WA</sub> [dB(A)]		X <sub>10,20</sub> [m]		D <sub>p1</sub> [Pa]	
	min	max	min	max	min	max	min	max
BQFP-60-M-L 160	180	410	--	52	1,1	3,4	10	50
BQFP-60-M-L 200	240	540	--	50	1,6	5,1	10	50
BQFP-60-M-L 250	320	720	--	48	2,4	7,7	10	50
BQFP-60-M-L 315	430	970	--	47	3,7	11,8	10	50