



Caratteristiche:

Design totalmente integrabile nella parete o nel soffitto, RAL 9010.

Anche installabile in vetro doppio di 28 mm. Installazione senza viti (eccetto mod. B8).

Ultrasilenzioso.

Versioni:

- S-STANDARD funziona con l'interruttore della luce.
- T-TIMER timer elettronico regolabile.
- P-PULL CORD interruttore a catena ON-OFF.
- H-HYGRO con rilevatore di umidità.

Characteristics:

Design can be fully integrated into the wall or ceiling, RAL 9010.

Can also be installed in 28mm double glazing.

Screw-free installation (except model B8).

Ultra-silent.

Version:

- S-STANDARD functions with the light switch.
- "T-TIMER" adjustable electronic timer.
- P-PULL CORD ON-OFF chain switch.
- H-HYGRO with humidity detector.

CARATTERISTICHE TECNICHE / TECHNICAL CHARACTERISTICS

Modello / Model	B8	B10	B12	B15
V	230	230	230	230
W	15	15	20	25
R.P.M.	2500	2500	2450	2100
m ³ /h	70	98	190	320
m.m.H ₂ O	3	3	5	8
Ø mm	90	100	120	150
dB (A)	39	39	41	43


PREZZI / PRICES

€	-	-	-	-
---	---	---	---	---


PREZZI VERSIONE S-STANDARD
PRICES VERSION S-STANDARD

ACCESSORI / ACCESSORIES

Griglie
Grills

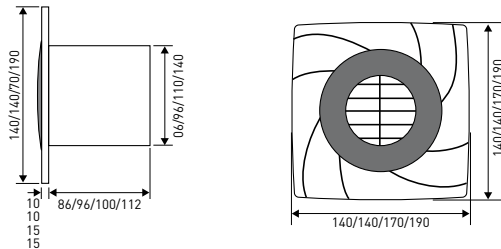


Persiana antiritorno
Check louver



PREZZI A RICHIESTA / PRICES ON REQUEST

DIMENSIONI / DIMENSIONS



DATI PRESTAZIONALI / PERFORMANCE DATA

